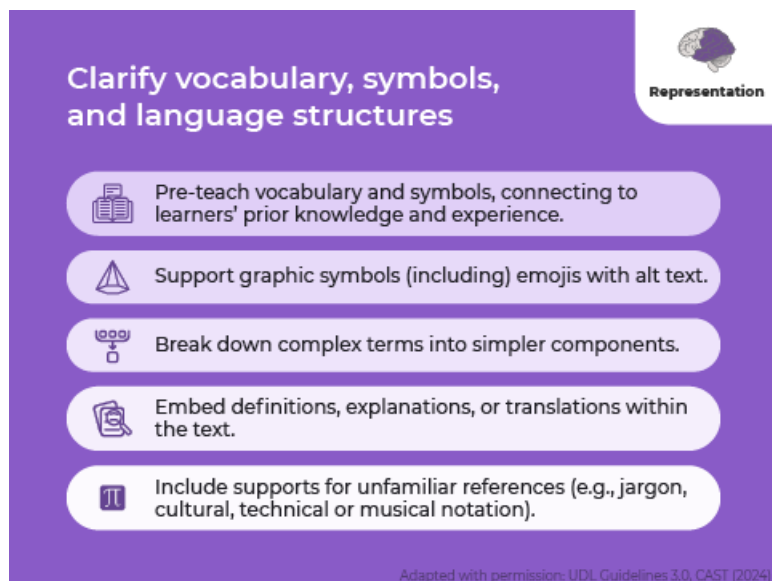







Clarify vocabulary, symbols, and language structures



Representation

Clarify vocabulary, symbols, and language structures

-  Pre-teach vocabulary and symbols, connecting to learners' prior knowledge and experience.
-  Support graphic symbols (including) emojis with alt text.
-  Break down complex terms into simpler components.
-  Embed definitions, explanations, or translations within the text.
-  Include supports for unfamiliar references (e.g., jargon, cultural, technical or musical notation).

Adapted with permission: UDL Guidelines 3.0, CAST (2024)

Source:

UDL Guidelines 3.0 | CAST (2024)

<https://udlguidelines.cast.org/representation/language-symbols/vocabulary-symbols-structure/>

[View full image \(35 KB\)](#)

This information was downloaded/printed from the Ministry of Education's website "Inclusive Education". Except where otherwise noted it is Crown Copyright 2018.

Information on the Inclusive Education website is regularly updated so we recommend you check the website version of this information to ensure it remains current.

