

# Build capability to personalise learning using technologies

A suggestion for implementing the strategy 'Develop inclusive teaching practices' from the Guide: [ILEs](#)

- 
- Includes:**
- The Spiral of Inquiry framework
  - e-Learning mentors
  - Support student ownership
  - Reduce barriers to learning
  - Support first languages
  - Useful resources

## Inclusive Education

From

Guide: [Planning innovative learning environments \(ILEs\)](#)

Strategy: [Develop inclusive teaching practices](#)

Suggestion: [Build capability to personalise learning using technologies](#)

Date

29 August 2025


Link

[inclusive.tki.org.nz/guides/planning-innovative-learning-environments-iles/build-capability-to-personalise-learning-using-technologies](https://inclusive.tki.org.nz/guides/planning-innovative-learning-environments-iles/build-capability-to-personalise-learning-using-technologies)

---

# The Spiral of Inquiry framework

Using the Spiral of Inquiry framework helped Woodend School plan for using digital technologies to support learning and teaching in an ILE.



Video hosted on Vimeo <http://vimeo.com/142187310>

Closed Captions

Source:

[Enabling e-Learning \(NZ\)](#)

<https://elearning.tki.org.nz/Teaching/Innovative-learning-environments/Developing-the-pedagogy-and-practice-for-an-innovative-learning-environment>

## Inclusive Education

From

Guide: [Planning innovative learning environments \(ILEs\)](#)

Strategy: [Develop inclusive teaching practices](#)

Suggestion: [Build capability to personalise learning using technologies](#)

Date

29 August 2025


Link

[inclusive.tki.org.nz/guides/planning-innovative-learning-environments-iles/build-capability-to-personalise-learning-using-technologies](https://inclusive.tki.org.nz/guides/planning-innovative-learning-environments-iles/build-capability-to-personalise-learning-using-technologies)

---

## e-Learning mentors

e-Learning mentors support teachers to develop their next steps for teaching using digital technologies at Pakuranga College. Teachers identify "where they are at" via a rubric.



Video hosted on Vimeo <http://vimeo.com/161700623>

Closed Captions

### Source:

[Enabling e-Learning \(NZ\)](#)

<https://elearning.tki.org.nz/Leadership/Leading-e-Learning/Professional-learning-Planning-strategically>

## Inclusive Education

From

Guide: [Planning innovative learning environments \(ILEs\)](#)

Strategy: [Develop inclusive teaching practices](#)

Suggestion: [Build capability to personalise learning using technologies](#)

Date

29 August 2025


Link

[inclusive.tki.org.nz/guides/planning-innovative-learning-environments-iles/build-capability-to-personalise-learning-using-technologies](http://inclusive.tki.org.nz/guides/planning-innovative-learning-environments-iles/build-capability-to-personalise-learning-using-technologies)

---

# Support student ownership

When adapting or differentiating the curriculum, be careful not to unnecessarily simplify it. Use digital technologies to support participation and personalised learning.



Video hosted on Vimeo <http://vimeo.com/105617225>

Closed Captions

Source:

[Enabling e-Learning \(NZ\)](#)

<http://elearning.tki.org.nz/Teaching/Inclusive-classrooms/Universal-Design-for-Learning/Using-an-iPad-to-support-learning>

## Inclusive Education

From

Guide: [Planning innovative learning environments \(ILEs\)](#)

Strategy: [Develop inclusive teaching practices](#)

Suggestion: [Build capability to personalise learning using technologies](#)

Date

29 August 2025

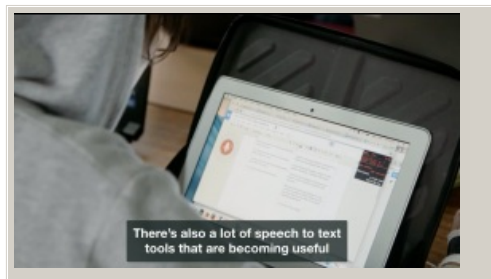
Link

[inclusive.tki.org.nz/guides/planning-innovative-learning-environments-iles/build-capability-to-personalise-learning-using-technologies](https://inclusive.tki.org.nz/guides/planning-innovative-learning-environments-iles/build-capability-to-personalise-learning-using-technologies)

---

# Reduce barriers to learning

Digital technology supports are available for **all students to use as needed** at Wellington High School.



Video hosted on Vimeo <http://vimeo.com/160672115>

Closed Captions

**Source:**

[Enabling e-Learning \(NZ\)](#)

<http://elearning.tki.org.nz/Teaching/Inclusive-classrooms/BYOD-supporting-inclusion>

## Inclusive Education

From

Guide: [Planning innovative learning environments \(ILEs\)](#)

Strategy: [Develop inclusive teaching practices](#)

Suggestion: [Build capability to personalise learning using technologies](#)

Date

29 August 2025

Link

[inclusive.tki.org.nz/guides/planning-innovative-learning-environments-iles/build-capability-to-personalise-learning-using-technologies](http://inclusive.tki.org.nz/guides/planning-innovative-learning-environments-iles/build-capability-to-personalise-learning-using-technologies)

---

# Support first languages

Teacher, Bridget Harrison explains how students can use images, and their own language and experiences, to make connections and personalise their learning.



Video hosted on Vimeo <http://vimeo.com/62757811>

Closed Captions

Source:

[Enabling e-Learning \(NZ\)](#)

<http://elearning.tki.org.nz/Teaching/Innovative-learning-environments/Digital-stories/Improving-student-writing-with-digital-stories>

## Inclusive Education

From

Guide: [Planning innovative learning environments \(ILEs\)](#)

Strategy: [Develop inclusive teaching practices](#)

Suggestion: [Build capability to personalise learning using technologies](#)

Date

29 August 2025

Link

[inclusive.tki.org.nz/guides/planning-innovative-learning-environments-iles/build-capability-to-personalise-learning-using-technologies](https://inclusive.tki.org.nz/guides/planning-innovative-learning-environments-iles/build-capability-to-personalise-learning-using-technologies)

---

## Useful resources



### Enabling e-Learning: Innovative learning environments

Enabling e-Learning: Innovative learning environments

Publisher: Ministry of Education NZ

[Visit website](#)

This information was downloaded/printed from the Ministry of Education's website "Inclusive Education". Except where otherwise noted it is Crown Copyright 2018.

Information on the Inclusive Education website is regularly updated so we recommend you check the website version of this information to ensure it remains current.